

BRENT MAIL presents...

PHOTO BOOTCAMP MAGAZINE

ISSUE 59 | MARCH 2024

IN THIS ISSUE:

SHADOWS

— ★ PHOTO ★
**BOOT
CAMP**
ACADEMY —



Photographer: **LEILA GONZALEZ SULLIVAN**

Country: **USA**

I've been struggling a bit with this challenge as often when I'm outside the shadows are blurry (or my puppy won't stay still long enough to capture a scene.) So, back to the beach fences, at least for this one. The sun is intense most of the time there. Taken with my iPhone 13 Pro as usual. Edited mildly in LRc.

IN THIS ISSUE

SHADOWS 04

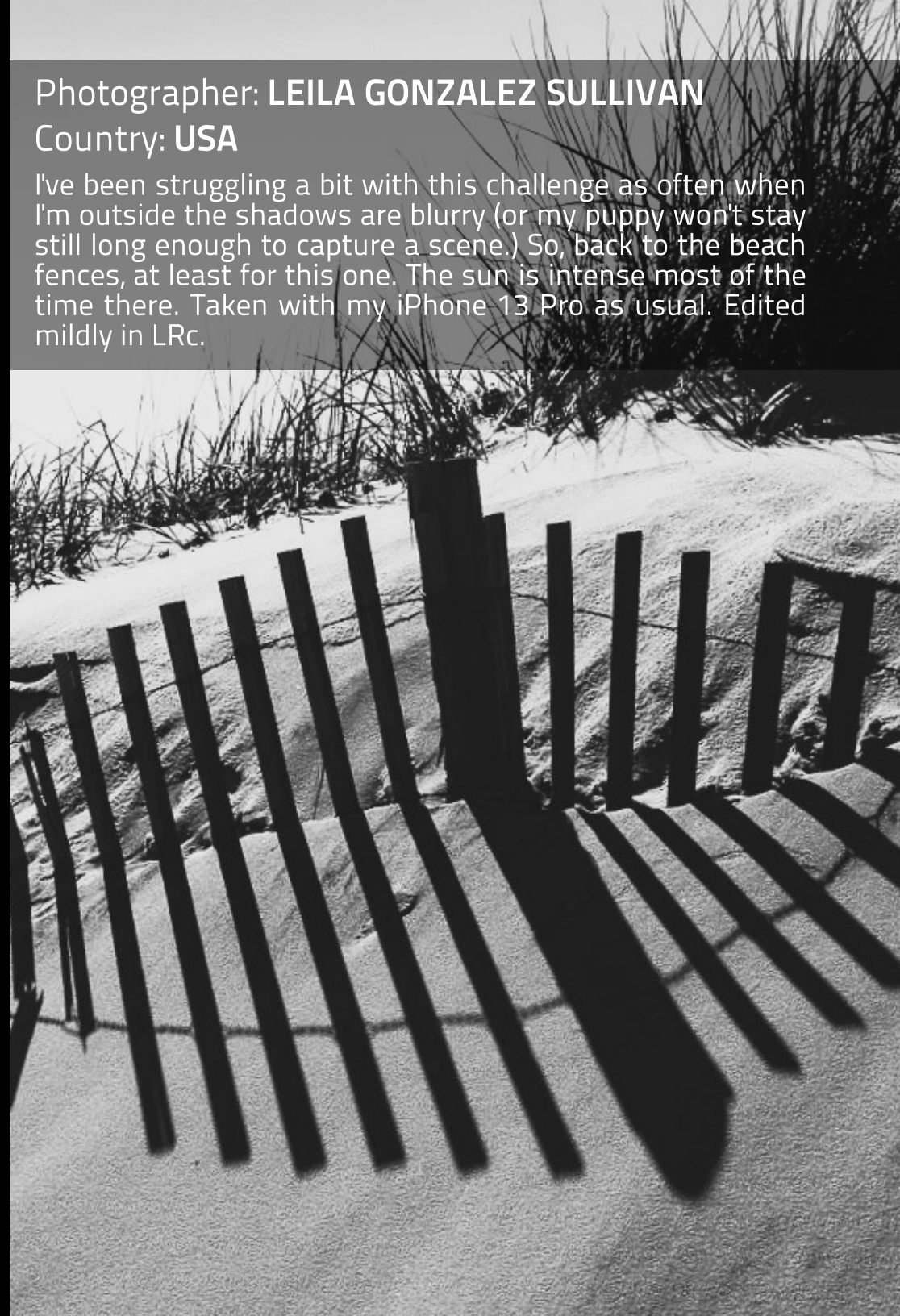
Members' Images 09

Featured Artist - Peter Brody 19

Members' Images 25

Acknowledgments 34

Calling All BootCamp Recruits 35



DRILL INSTRUCTOR'S MEMO

WELCOME TO ISSUE 59 OF PHOTO BOOTCAMP MAGAZINE!



Brent Mail

In this issue we going to take a look at Shadow Photography. Why? Shadow photography is fascinating because it tells a **great visual story**. Using light well, whether natural or artificial, is key for impactful shadows. By experimenting with the mix of shadows, light, and subjects for the right look.

Shadows create strong contrasts, making pictures stand out. Subject-background interaction adds depth. Shadows set the mood, adding **mystery or drama**.

That's how photographers create awesome stories with shadows!

Next, we'll jump in and see what our Boot Camp members have been creating. It's truly inspiring to see some of the unique and creative images our members have been capturing by studying their light and capturing shadows.

SHADOWS

SHADOWS

*"All the beauty of life is made
up of light and shadow."*

~ Leo Tolstoy

SHADOWS

An aerial, black and white photograph of a winding road through a hilly, vegetated landscape. The road curves from the top left towards the bottom right. Five distinct, dark shadows of cyclists are cast onto the road, following its path. The shadows are sharp and elongated, indicating a low sun position. The surrounding terrain is covered in dense, textured vegetation, likely grasses and shrubs, which also casts shadows on the ground.

What is Shadow Photography?

Shadow photography transforms ordinary scenes into captivating images. It's not just about snapping pictures; it's an art form that uses shadows as a key component, either as the main focus or to enhance the subject.

SHADOWS

Why Shadow Photography Captivates Lighting Mastery

- **Crucial for impactful shadows:** Natural light, like the golden hour, offers dramatic effects, while artificial light provides control.
- **Composition:** It's all about how shadows, light, and subjects interplay. Experimentation is key.
- **Contrast:** Shadows introduce high contrast, making images pop.
- **Subject & Background Interaction:** This adds depth and context.
- **Mood Setting:** Shadows can evoke mystery or drama.
- **Post-Processing:** Adjusting contrast and exposure in editing enhances shadows.

Types of Shadow Photography

1. **Silhouette Photography:** Capturing dark shapes against light backgrounds.
2. **Abstract Shadows:** Using shadows to create unique shapes and patterns.
3. **Playful Shadows:** Incorporating shadows in storytelling.
4. **Architectural & Natural Shadows:** Exploring shadows in built and natural environments.
5. **Portrait Shadows:** Adding depth or mystery to portraits.

Tips for Stunning Shadow Shots

1. **Light Observation:** Notice how light creates shadows throughout the day.
2. **Experiment with Angles:** Different perspectives yield varied shadow effects.
3. **Use a Tripod:** Essential for sharp images in low light.
4. **Patience is Key:** Wait for perfect lighting and moments.
5. **Careful Editing:** Enhance shadows while preserving details.

SHADOWS



Conclusion: The Endless Possibilities of Shadow Photography

Shadow photography isn't just a technique; it's a way to see the world differently. Whether in black and white or color, indoors or out, shadows open up a realm of artistic possibilities. With an understanding of light, composition, and a bit of patience, anyone can start capturing stunning shadow-based images.

MEMBERS' IMAGES





Photographer: **KERRIE CLARKE**

Country: **AUSTRALIA**

f8 1/800sec ISO800 | 115mm

I captured this couple on their morning walk during the first week of this challenge. I had to wait for the sun to rise high enough over the valley, and break through the fog. I found my spot and waited for someone to walk into my composition.

Feedback: **ROMY VILLANUEVA**

Country: **PHILIPPINES**

Perfectly framed and shot. It's a wise decision to post the image in B/W emphasizing only the light and shadows. Also a beautiful frame within a frame image, Kerrie. Well done!

Photographer: **KERI DOWN**

Country: **AUSTRALIA**


I did these shots as part of the B/W month. I hoped it would lend itself to a triptych, so I went back and reminded myself how to make one from the triptych masterclass. Forks on whiteboard and sun.



Feedback: **LAURA GRIFFITHS**

Country: **SOUTH AFRICA**

Well done Keri. I tried this type of photography some time ago during COVID lock down and could never get my head around it well enough to do it right. I think you've done an amazing job here. So clever!



Photographer: **RICHARD HUTSON**

Country: **USA**

f/8.0 1/250sec ISO100 | 28mm

The Terrell Skyspace in Golden Gate Park, officially named 'Three Gems' by James Terrell, is designed to create shadows by admitting natural light through concentric corridors open to the sky surrounding the innermost circular room with an opening at the top of the domed ceiling. Shadows constantly move around the structure as the earth rotates, creating myriad designs. Sitting on the bench opposite the inner chamber door, I waited until this shadow was aligned to create a perfect triangle. Thus ... 'Inner Door Shadow'. Although I favor black-and-white photographs, color is integral to Skyspace and this image. Terrell created Skyspaces installations all over the world. Check it out. There may be one near you.



Feedback: **VALERIE WORTHEN**

Country: **USA**

Richard I like both the color and black and white versions but the color version tends to create more mystery for me. I also like how the color is reflected in the door jam. Well done!

Photographer: **ROMY VILLANUEVA**

Country: **PHILIPPINES**

f/22 0.4sec ISO200 | 36mm

My entry for this challenge. I am getting a bit creative. I recreated an image I posted in the "Into the Light" challenge but this time I added another point of interest. Watch out!

Feedback: **VALERIE WORTHEN**

Country: **USA**

Great shot Romy! Such good detail and imagination are portrayed here. This definitely inspires a lot of possible interpretations!





Photographer: **SIG RANNEM**

Country: **CANADA**

iPhone 8 Plus

f/1.8 1/4400sec ISO20 | 3.99mm

This photo was taken on a hike in a local forest last March when the sun was low in the sky. I have converted the image to B&W (it was almost monochrome out of the camera) and darkened the darks and brightened the brights in LrC.

Feedback: **RICHARD HUTSON**

Country: **USA**

Sig, I love the composition and the very black blacks against bright whites, and shades in between. Also evidence of how good an antique iPhone performs :)

Photographer: **RON DU BOIS**

Country: **GREAT BRITAIN**

f/10 1/50sec ISO125 | 38mm

I had been hoping to capture a current image for this shadow challenge but London has been deluged with multiple 'monsoons' for many days without much sunny respite so I have gone for a picture taken at Wimbledon in July this year. The late afternoon sun caught Dominic Thiem in full flight. I shot at a relatively slow speed to capture some blur to emphasise his speed of movement while the shadow remained rooted. The umpire's chair shadow cast a rather menacing approach from the right. Captured in colour, converted to black and white; edits to bring out B&W contrasts and used the new Lens blur tool to create Bokeh in the crowd.



Feedback: **PETER BRODY**

Country: **USA**

Ron, I love the concentration on the faces of the tennis players and court-side attendants. The shadow helps to create drama in the scene.

Photographer: **SHEREE EBANKS**

Country: **CAYMAN ISLANDS**

f/8.0 1/100sec ISO125 | 35mm

Such great photos. I am sorry I have been out of it for a couple of challenges! This photo was taken in Newfoundland back in May. Closest to "shadows" that I can come. I have both shadows and reflections. Yes, it was very cold, and wet. but I loved the angles of the anchors and the rocks at this dock.



Feedback: **PETER BRODY**

Country: **USA**

Sheree. I like the moodiness of the entire scene.

Photographer: **EUGENE BRANNAN**

Country: **USA**

Sony A7R2

f/22 1/80sec ISO50 | 17mm

So many great shadow images! The opportunities that I have had to shoot a new shadow image have been difficult, especially with weather conditions recently. I'm posting an image that is a couple of years old but has some interesting lines and shadows. Driftwood Beach, on Jekyll Island, GA becomes full of shadows as the sun sets to the west, creating long lines from the still-standing or washed-up remains of long-dead trees. This image, shot into the sun created a small sunburst around the standing tree trunks and long shadows appearing to emanate from the base of the tree trunks towards the camera. The triangular shapes from above and from below meet at the base of the trees. A few clouds in the sky add to the angular effect. The camera was on a tripod. Post-processing in Lightroom to transform and enhance contrast as a black-and-white image.



Feedback: **VALERIE WORTHEN**

Country: **USA**

Love it! Perfect moody shot. Nice symmetry and good composition with the shadows leading from each corner to the middle.



Photographer: **BRUCE PATTERSON**

Country: **USA**

f/1.8 1/1250sec ISO32 | 4.25mm

My first entry is of a door on a camper. I had to use my iPhone 11 as I was walking my dog, Zeke. It caught my eye about 30 minutes after sunrise and was probably gone 10 minutes later.

Feedback: **KAREN PADILLA**

Country: **USA**

This just goes to show us, that almost anything can make a great photo when the light and shadows balance. We can even see the light of the hinges. Great imagination and a great shot.

**FEATURED
ARTIST**



FEATURED | **PETER BRODY**
IMAGE | **USA**

Photographer: **PETER BRODY**

Country: **USA**

f/11 1/8000sec ISO500 | 11mm

It finally was sunny today for me to get out and look for shadows. I saw this very old tree earlier in the week and loved its shape. I liked how the shadows led me into the scene and up through to the starburst. Oh, the stories this tree could tell.

GETTING TO KNOW OUR FEATURED ARTIST:

PETER BRODY | USA

Brent: *How did you get started in photography? What was your inspiration?*

Peter: *My very first camera was a Kodak Instamatic that I received on my Bar Mitzvah, when I turned thirteen. I took it everywhere I went, such as family vacations and school trips. When I went off to college, I bought my first SLR. At that time, I was making slides primarily of landscapes. When I turned sixty in 2012, I bought my first DSLR. My wife and I went to Kenya and Tanzania that year. That trip was the beginning of what I would now call myself - a humanitarian photojournalist. I love to photograph scenes that tell my viewers a story about the world we live in.*

Brent: *What is it you hope to express to your audience with your photography? What is your strategy for accomplishing that goal?*

Peter: *My hope to express to people to stop and observe all the beauty that surrounds us everyday and not take it for granted. By posting photographs on BootCamp, Instagram, and Facebook, I am able to share my experiences with others.*



**FEATURED
ARTIST**

**PETER BRODY
USA**

Brent: *If you could travel anywhere in the world specifically to take pictures, where would you go? Why?*

Peter: *I am accompanying Brent to Botswana and Zimbabwe this May. As I stated earlier, my trip to Africa in 2012 was a life changing experience for me. It opened my eyes to realize that people everywhere want a safe place to live, enough food to eat, clean water, and education for their children. In Africa, I was able to combine many different genre of photography that I love - street photography, landscapes, and animals. I look forward to meeting fellow BootCampers and sharing new experiences that await us.*

Brent: *Any future photo goals?*

Peter: *My goal is to continue to challenge myself as I continue my journey to find my creative voice.*

FEATURED ARTIST

PETER BRODY
USA

Brent: *What inspires and motivates you to continue taking pictures?*

Peter: *What inspires me is to keep taking photographs to ultimately find my "Creative Voice". Through comments from BootCampers and watching videos from David duChemin and Mitchell Kaneshkevich, I have learned to look at the world from different viewpoints.*

Brent: *Tell me about the funniest shoot you've ever been involved with.*

Peter: *The funniest photo shoot I did was when my family took a trip to Brazil. Our first stop was Rio de Janeiro. One evening we saw a performance of local dancers. At the end of their show, they invited people in the audience to come up to the stage and dance with them. My two boys went up and had a great time that I captured on my iPhone.*

Brent: *How does your featured image make you feel? Tell us about this image.*

Peter: *Back in November, I was driving through a local National Wildlife Park, when I saw this majestic tree in the middle of a field. As it was late fall here, all its leaves had fallen to the ground. I came back a few days later with my camera to try to capture some midday shadows. The bonus was the starburst at the top of the tree. What drew me into the scene were the leading lines cast by the tree's shadows, which then took me to the silhouette of the tree, then on up to the star burst of the sun on top. As I gazed at the tree, it made me pause to wonder about what the tree had seen and observed in its lifetime.*

Brent: *How do you educate yourself to improve your photography skills?*

Peter: *I continue to educate myself by watching videos created by the aforementioned photographers. In addition, I listen and learn from the critiques of my fellow Boot Campers.*

Brent: *What is the most challenging photo you've ever taken and how did you overcome those challenges?*

Peter: *I find street photography challenging from the standpoint of trying to be respectful, following cultural rules, and creating photos where the people look natural and at ease. I have included a photograph of a girl from India. I asked permission to take her picture, overcoming my fear of stepping outside of my comfort zone.*

FEATURED
ARTIST

PETER BRODY
USA



Peter's favorite inspirational quote:

"Knowing failure is part of our process, and leads to new ideas, stronger work, and more honest questions, liberates us to peer, a little less frightened, into the unknown"

- David duChemin

MEMBERS' IMAGES





Feedback: **SIG RANNEM**

Country: **CANADA**

This is an excellent shadow shot, Greg - a true Fan Ho style image! The shadows are magical!

Photographer: **GREG SKEHAN**

Country: **SINGAPORE**

Canon 5D Mark II

f/8 1/250sec | 32 mm

I am a bit late joining in this challenge as I have been happily traveling around Japan for the last 3+ weeks. Exhausting but amazing in so many ways. Wonderful to see so many creative and diverse images for this challenge - very inspiring. I have submitted one of my favourite shadow images, taken a couple of years ago in La Spezia, Italy. We were on an early morning walk to the market and the winter sun was low in the sky so long shadows were everywhere. I particularly liked this image of the cyclist on her way along the shopping street, with a "glow" showing around her hair and the accentuated shadow trailing behind. The B/W version seems to be more appropriate despite some warm type colours in the original image.

Photographer: **LAURA GRIFFITHS**

Country: **SOUTH AFRICA**

A very modern desert hotel. I know I posted from this place before. For this challenge, I am using their walkway, which proved to be an irresistible shot for me at the time, as I thought it sooo clever. They protect the people in the hotel from the sun but in such a clever way, which also adds to the style of architecture used. Very 'outdoorsy' and suited to the environment I thought.

Feedback: **RON DU BOIS**

Country: **GREAT BRITAIN**

The shadow pattern makes me think of the zebra, Laura, adding to the sense of the wild outdoors. Your leading line path takes me to the outdoor view in the distance beyond the arch. Lovely composition.



Photographer: **PETER DWIGHT**

Country: **AUSTRALIA**

Sony A6000

f/6.3 1/1600 sec ISO100 | 34mm

Hi all, I took this shot in Broome Western Australia on our lap 2.5 months ago, my wife Vicki was on the second Camel & I was waiting for the Sunset! It looks like it will fit the brief.

Feedback: **LAURA GRIFFITHS**

Country: **SOUTH AFRICA**

Wonderful image Peter. Sunset, shadows, reflections, and what I imagine to be an unusual combination of desert and wetness on the ground. Haven't been to WA but in Africa, it is a most unlikely scenario. What a beautiful shot.



Photographer: **SARA O'BRIEN**

Country: **USA**


f/3.5 1/250sec ISO250 | 18mm

So when this challenge first opened, it was overcast for 3-4 days. Then, I found inspiration in an unusual place. I was bringing in some clean laundry to our bedroom and there were shadows coming in the window. So, I dropped the laundry basket and went for my camera. This is what I got. I did get the laundry put away. ;-), adjusted highlights and shadows, and ran through Topaz AI.

Feedback: **PETER BRODY**

Country: **USA**

Sara, at first glance, I thought I was looking through your blinds. When I enlarged the scene, I realized that the shadow of the trees was on the blinds. Very creative!



Photographer: **DAVE KOH**

Country: **SINGAPORE**

f/1.7 1/1150sec ISO20 | 6.3mm

Nice to have seen so many nice shots of the shadows from all. I got this shot while walking through a park connector and was not carrying my camera at the time. Was happy to have taken this image of the shadow along this bridge just before noon. Taken with Samsung S23 ultra mobile.

Feedback: **RICHARD HUTSON**

Country: **USA**

Dave, as the old saying goes, - "the best camera is the one you have with you" - and the technology in the new phones is a phenomenal leap forward in photography. This image proves the point. Not only did you capture excellent shadows, but clouds, too. Nice work ... I like the way the eye is pulled from right to left into infinity.



Photographer: **LYNTON STACEY**

Country: **AUSTRALIA**

f/5.0 1/2000sec ISO100 | 19mm

After a failed attempt to experiment with shadows and a very busy couple of weeks, I have finally submitted my first entry "Finished for the day." The image was taken late in the afternoon on my local beach. Unfortunately the wind was strong and the stumps were repeatedly blown over. So I didn't get to try as many perspectives as I had hoped.

Feedback: **ROMY VILLANUEVA**

Country: **PHILIPPINES**

Nice capture Lynton. I love the simplicity of the composition, but I find the crop a bit tight for my taste. I think more negative space would make it stronger and enhance the simplicity of the subject. Just my opinion though, it does not make the composition less appealing. Well done! P.S. Try Photoshop generative expand on the image, you might like the result.

Photographer: **RODNEY CHARLTON**

Country: **AUSTRALIA**

f/10 1/250sec ISO200 | 15mm

The sun was getting lower and nearing sunset behind me. Rather than photograph the pine trees, I decided to photograph the shadows of the pines trees spreading across the coastal lagoon and heading towards the seagulls.

Feedback: **LEILA GONZALEZ SULLIVAN**

Country: **USA**

Very creative approach, Rodney. Those coastal lagoons are great for reflection (and kids love to jump in them). Nice straight horizons and horizontal lines throughout.





Photographer: **VALERIE WORTHEN**

Country: **USA**

f/8 1/200sec ISO250 | 70mm

I went on a hike last week and came up on this water tank. The reflections were really interesting so I tried to capture them along with the trees in the background which were creating both shadows and the reflection.

Feedback: **KAREN PADILLA**

Country: **USA**

It has both mystery and serenity. When I cropped it with my hand on the left side where the trunk of the shadow is, I suddenly saw a whole other sense of the photo. The tree in the middle of the photo and its reflection suddenly make the shadows and lights stand out dramatically.

ACKNOWLEDGMENTS

SPECIAL THANKS TO OUR TEAM

Creator.....**Brent Mail**



Art Director.....**Hazel Rivera**



Writer & Editor in Chief.....**Julie Powell**



About this publication:

Photo BootCamp Magazine was created to showcase the art, skills, and camaraderie of the recruits from the Academy. Each month, Brent leads members in a new drill, teaching them what they need to know to get out in the field and create images using their new skills.

About Photo BootCamp Academy:

Photo BootCamp Academy is a community of like-minded photography students who come together to learn in the fastest, most fun way - how to harness the magic of photography, improve their craft, gain confidence, and sometimes even win awards!

Join BootCamp here: <https://shareinspirecreate.com/join-bootcamp>

Copyright:

Share Inspire Create © 2023. All Right Reserved.

Artists in this magazine are responsible for their own works and any rights appertaining.

NOW RECRUITING

Join the Fastest, 'Funnest' Way to
Improve Your Photography!



CLICK HERE FOR MORE INFO

shareinspirecreate.com/join-bootcamp

BRENT MAIL presents...

PHOTO BOOTCAMP MAGAZINE

ISSUE 59

MARCH 2024

IN THIS ISSUE:

SHADOWS

— ★ PHOTO ★
**BOOT
CAMP**
ACADEMY —

